


# ShingleVent® II


## SHINGLE-OVER RIDGE VENT

*The Industry Leader – Beautiful Looks & Proven Performance*



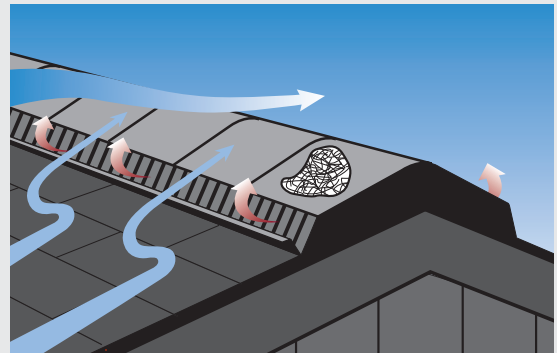
*ShingleVent® II ridge vent has a low profile, shingle-over design that blends in with the roof. Once installed ShingleVent II provides exceptional attic ventilation and is almost invisible from the ground.*

Look closely, and it's easy to see why ShingleVent II is the top-selling, top-performing ridge vent on the market. Tests conducted at independent research facilities conclusively prove that ShingleVent II consistently delivers more airflow than other ridge vent designs. Plus, it's as easy to install as it is effective.



- 18 square inches of Net Free Area per linear foot
- Ten 4-foot pieces per box
- 3/12 to 16/12 roof pitches

*Designed with an external baffle and internal weather filter, ShingleVent II delivers superior attic ventilation and weather protection. Here's how it works:*



- The external wind baffle directs airflow up and over the vent, creating an area of low pressure over the vent openings, pulling air out of the attic.
- The external wind baffle also deflects rain and snow over the vent, protecting the roof and attic from weather infiltration.
- An internal weather filter helps trap fine snow before it can enter the attic, and protects against dust and insect intrusion.

 AIR VENT INC.

**NEW** From Air Vent  
**TheEDGE™** vent  
SHINGLE-OVER INTAKE VENT  
Provides Balanced Intake  
for ShingleVent II

*With all these features, it's easy to see why ShingleVent II is the industry leader — offering the best in looks and performance.*

**Preprinted slot guides** for proper slot width and alignment.

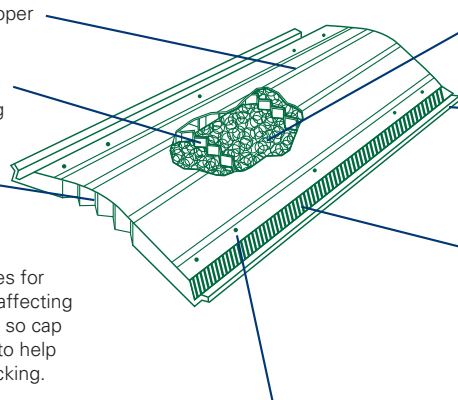
**Internal ribs** add strength and stability without compromising flexibility.

**Built-in end plug** features a self-closing, weather-tight, hinged design.

**Hinged end plug design** flexes for different roof pitches without affecting the rounded radius of the vent so cap shingles lay flat over the vent to help prevent cap shingles from cracking.

**Made of durable, copolymer resins** so the vent remains sturdy, nailable and flexible in all climates.

**Cap shingles** install easily, making the vent virtually invisible.



**Nail holes** at 16" and 24" center make it easy to locate and nail through studs.

**Weather filter** provides advanced protection from rain, snow, dust and insect intrusion.

**External wind baffle** deflects wind and weather over the vent. Creates low pressure above the vent to pull air out of the attic.

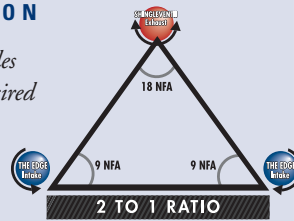
**Air slots** have 18 square inches of Net Free Area per linear foot.

**Designed with reinforced nail bosses** to help prevent over nailing.

**Pre-formed** to a 4/12 pitch so the vent can easily flex from 3/12 to 16/12 roof pitches.


## THE BALANCED SYSTEM™ FOR ATTIC VENTILATION

Research has shown that the best way to ventilate an attic is with a system that provides continuous airflow along the entire underside of the roof sheathing. Achieving this desired airflow requires a balanced system of intake ventilation low at the roof's edge or in the soffit/undereaves and exhaust ventilation at the ridge.




Air Vent's NEW intake vent The Edge™ Vent perfectly balances with ShingleVent II. And it's easy to install. Edge Vent features include:

- Shingle-over, edge-of-roof installation
- 9 square inches of Net Free Area per linear foot
- 3 levels of weather protection — patented internal baffles, internal weather filter and patented drainage system




## OTHER INTAKE VENTS FROM AIR VENT:



Undereave Vents





Continuous Soffit Vents





Pro Flow™ Vented Drip Edge


## THE BENEFITS OF RIDGE VENTILATION

 Air movement is the key to efficient ventilation to help eliminate damaging conditions in your attic. Ridge vents provide constant airflow along the entire underside of the roof to help remove heat and moisture.

 Attic and roof temperatures can soar as high as 160 degrees in the summer. This over heated air can damage roof structures and shingles, as well as increase cooling costs in the home. Ridge ventilation can create an airflow to remove this over heated air.

 Excess moisture can be as damaging as too much heat. In today's tightly constructed homes, moisture can accumulate in the attic causing mold, mildew and wood rot. Ridge vent systems work year round to ventilate the attic.

 Heat and moisture combine to damage shingles, trusses, rafters, roof deck and painted surfaces. Ridge ventilation can help extend the life of shingles and the roof structure.

 Installing a ridge vent system will validate most manufacturer's shingle warranty requirements for ventilation.



## Lifetime Warranty and 5-year Replacement Plus™ Protection

ShingleVent II is backed by a lifetime, limited, transferable warranty and is covered by 5-year Replacement Plus™ protection. Replacement Plus provides reimbursement for all labor costs incurred in removing any defective vent and installing the vent replacement in addition to the replacement product itself. That's protection you can count on.